



## Current Year Monthly Returns<sup>1</sup>

	JAN	FEB	MAR	APR	MAY	JUN	JUL	AUG	SEP	OCT	NOV	DEC	YTD	NAV
2023	-2.27%												-2.27%	75.46

## Investment Objective and Strategy

The fund targets an absolute return by employing an equity market neutral strategy. The fund invests in Euro-denominated large cap stocks, part of the Stoxx600 index, on an equally-weighted basis, selected with the aim to reduce the portfolio volatility and correlation. The market risk is hedged with equity index futures.

## Management Commentary

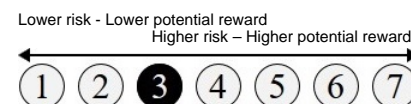
The sub-fund's result for the month, for class I, is negative by 2.18% due both to the slight negative beta (-7.11 on average) and to stock selection. The average beta of the stocks in the portfolio fell to values just over 40% due to the market's focus on very high beta stocks such as stocks in the financial sector. In detail, stock selection contributed by -1.44% and the portfolio's beta by -0.72% due to the sharp rise in the Euro Stoxx50 index (+10.13%).

From the sectoral analysis, we note that of the sectors in which we invest, only Communication Services outperformed the market by 8.07%, weighted by relative beta. Materials even had a negative performance of 4.10%. Fortunately, the allocation to this sector is less than 5%.

Among the individual stocks, we note an excellent performance by Cellnex (+16.04%) and du Fresenius Medical (+12.50%) with negative performances by Biomerieux (-4.66%) and Symrise (-4.10%).

The expectations are for a reduction in consumers demand due to the increase in consumer prices and the related negative effect on share prices and consequently we will maintain the current allocation.

## Risk Profile (SRRI)



Suggested minimum investment horizon: 5 years

## Performance <sup>2</sup>



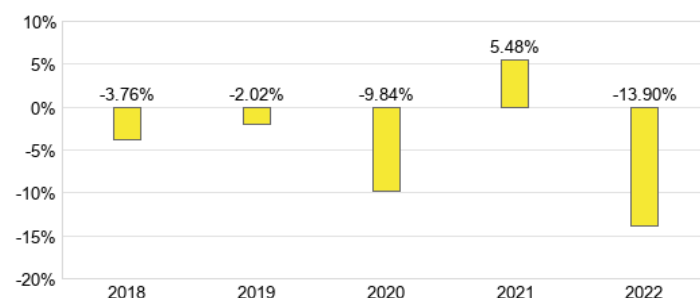
<sup>2</sup> Performance normalized at the inception date NAV (2018-08-02)

## Risk Data

Volatility (3y)	11.79%
VaR (99% - 1 month)	6.97%
Sharpe Ratio (3 years)	-0.58
% of positive months	53.70%

Data provided by Tyche Advisors

## Yearly Performances since Inception<sup>1</sup>



Data provided by Tyche Advisors

<sup>1</sup> past performance does not constitute a reliable indicator for the future. Returns indicated are net of management fees, performance fees and any other fees and charges which, as indicated in the prospectus, are borne by the fund. They do not include any subscription fees that may be paid to the distributor, nor any annual custody fees that may be deducted by the custodian, nor any taxes for which the investor may be liable. The returns indicated are calculated in EUR and are based on the Net Asset Value (NAV) of the shares.

## General Information 1/2

**Management Company:** Pure Capital S.A.  
**Max Subscription fee:** 0  
**Management Fee:** 1.75%  
**Redemption Fee:** Max 4%  
**Performance Fee:** 20% HWM no reset  
**Liquidity:** Daily

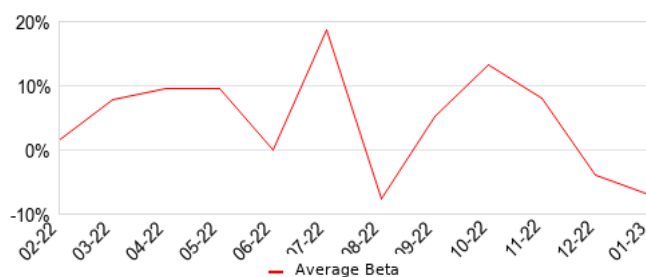
**Depository Bank:** Edmond de Rothschild (Europe)  
**Fund Administrator:** Edmond de Rothschild A.M.(Luxembourg)  
**Auditor:** Deloitte S.A.  
**Domiciliary & Corp. Serv.:** Pure Capital S.A.  
**Launch Date:** 02-08-2018  
**Type & legal form:** UCITS, a sub-fund of the Luxembourg SICAV fund "Alessia"



## Net Equity Exposure Evolution

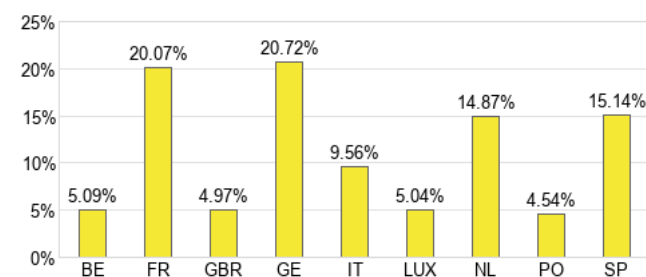
Data source: EDR AM (Luxembourg)

## Beta Net Equity Exposure



Data source: Tyche Advisors

## Geographic Allocation



Data source: EDR AM (Luxembourg)

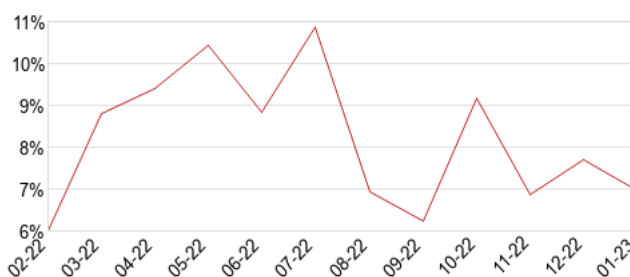
## Largest Investments (Excl. Derivatives)

FRESENIUS MEDICAL CARE AG & CO KGAA	DE0005785802	5.24%
BEIERSDORF AG	DE0005200000	5.13%
VIVENDI SA	FR0000127771	5.12%
CELLNEX TELECOM SA	ES0105066007	5.03%
WOLTERS KLUWER NV	NL0000395903	4.95%
REPSOL SA	ES0173516115	4.93%
UCB	BE0003739530	4.85%

Total positions: 20

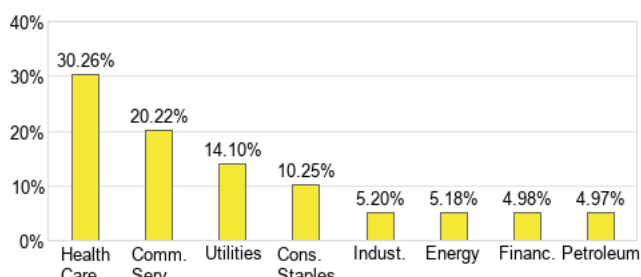
Data source: EDR AM (Luxembourg)

## VaR Evolution



Data source: Tyche Advisors

## Sector Allocation (Main)



Data source: Tyche Advisors

## General Information 2/2

T.E.R.: 3.56%

Minimum investment: 5.000 Euro

Settlement date: D+3

NAV publication site: [www.alessia.lu](http://www.alessia.lu)

Fund Size in Euro (Mil.): 12.1



**VAR (Value at risk)** is a statistic indicator that measures and quantifies the level of financial risk of a portfolio of asset over a specific time frame and with a certain statistical level of confidence. In our case we report the risk associated with the sub-fund calculated with a 99% probability, over a period of 22 working days based on 3 years of data observation.

**Sharpe ratio** is a ratio developed by Nobel laureate William F. Sharpe to measure risk-adjusted performance. The Sharpe ratio is calculated by subtracting the risk-free rate from the rate of return for a portfolio and dividing the result by the standard deviation of the portfolio returns over an historical period. We use monthly returns over the last 3 years. The calculation reported is done on the performances of the Class I.

**Modified Duration** is the percentage price change of a security for a given change in yield. The higher the modified duration of a security, the higher its sensitivity to changes in yield (there is an opposite relationship between the price of a bond and its yield).

**Beta (or Historical Beta)** is obtained from the linear regression of historical data and is based on the weekly observed relationship between the sub-fund return and the returns of the Euro Stoxx50 index over the two years previous to the reference date.

**Volatility** is calculated on daily data.

#### **Disclaimer.**

Before investing in this fund, you should carefully read the Key Investor Information Document (the "KIID") and the prospectus.

The KIID, in Italian and English, the prospectus, the audited annual report and unaudited semi-annual report, in English, are available upon request to Pure Capital S.A. (hereafter "Pure Capital") (tel: +352 26 39 86) or on its website [www.alessia.lu](http://www.alessia.lu)

The information disseminated above is provided on a purely indicative basis and must not be resold or redistributed by any means whatsoever without prior consent of Pure Capital.

This information has not been prepared in accordance with legal requirements designed to promote the independence of investment research. It should therefore be considered as a marketing communication. Although this content is not subject to any prohibition on its use prior its dissemination (e.g. for trade executions), Pure Capital does not attempt to benefit from this situation for its own advantage.

Past performance is not a reliable indicator of future results. Performance may vary over time. Performance may vary over time. Investments in this fund are subject to market fluctuations and investors may not recover all of their initial investment.

Management fees, depositary bank fees, and all other fees and charges indicated in the prospectus as borne by the fund are included in the calculation of its net asset value and consequently of its performance. For more information about these costs, please refer to point 20 of the prospectus, EXPENSES AND FEES. They do not include any subscription fees that may be paid to the distributor, nor any annual custody fees that may be deducted by the custodian, nor any taxes for which the investor may be liable. The custodian may charge annual custody fees that are determined by the custodian. For more information about these fees prospective investors must contact their custodian. *The returns indicated are calculated in EUR and are based on the fund's share price or Net Asset Value (NAV).*

The taxation of this financial product depends on the investor's specific situation.

No independent verification was conducted on the content of this document. Pure Capital is likely to modify the information herein without preliminary notice. It should be further noted that, while based on reasonable belief and research, the opinions, projections, and estimates contained herein reflect those of Pure Capital or the Investment Advisor only, as of the date hereof, and should not be construed as absolute statements and are subject to change without notice to you. Pure Capital or the Investment Advisor may vary the fund's future exposures, allocations and investments as it deems appropriate to accommodate different market conditions. There can be no guarantee that investment objectives will be met.